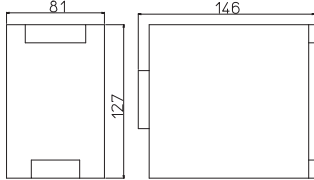


Power supply · regulated, 960 W, 3-phase

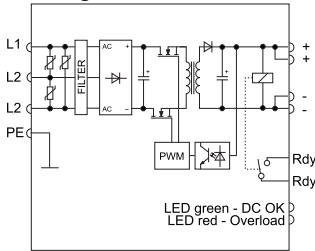
Primary switchmode power supply, PFC, 3-phase
Input: Wide range input AC 340 - 550 V
Output: 24 V / 48 V / 72 V



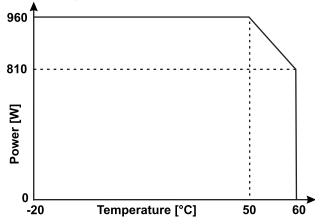
Dimensions



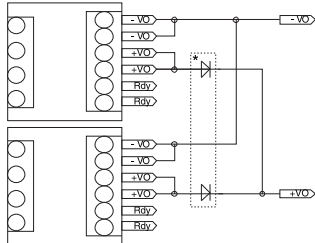
PIN assignment



Derating



Redundant operation



* Redundant Module 722999

Description	Part-No.	Type	PU	
Screw terminal				
Output voltage/current	DC 24 V / 40 A	722811	CPSB3-960-24	1
	DC 48 V / 20 A	722812	CPSB3-960-48	1
	DC 72 V / 13.3 A	722813	CPSB3-960-72	1

Input	CPSB3-960-24	CPSB3-960-48	CPSB3-960-72
Nominal voltage		3× AC 400–500 V	
Operation voltage range		3× AC 340–550 V	
Line frequency		47 – 63 Hz	
Rated current		U _i = AC 400 V: 2.8 A / U _i = AC 500 V: 2.2 A	
Inrush current		<10 A	
Internal fuse		–	
External fuse		Automatic: 3 × B 16 A, C 10 A (required)	
Power Factor Correction P.F.C.		>0.6	

Output	CPSB3-960-24	CPSB3-960-48	CPSB3-960-72
Rated voltage output	DC 24 V	DC 48 V	DC 72 V
Rated current output	40 A	20 A	13.3 A
Max. output current	>56 A, 5 s, @ 24 V	>28 A, 5 s, @ 48 V	>18.6 A, 5 s, @ 72 V
Short-circuit current	>90 A, 5 s	>70 A, 5 s	>40 A, 5 s
Voltage trim range	24/28 V	45/55 V	72/84 V
Accuracy		–	
Line regulation		–	
Load regulation	<2 %	<1.5 %	<1 %
Rise time		–	
Temperature coefficient		–	
Ripple & Noise		<100 mV	
Hold up time		>10 ms (AC 400 V); >15 ms (AC 500 V)	
Status indication DC ON LED green	≥21.6 V	≥43.2 V	≥64.8 V
Status indication DC LOW LED red	≤21.6 V	≤43.2 V	≤64.8 V
Parallel/redundant operation		max. 2 devices / via external diodes	
Efficiency		>94 %	
Low power loss		<61 W	
Rated over load protection		> 90°C, auto-reset	
Over voltage protection	<33 V	<60 V	<94 V
Short circuit characteristics		Hiccup mode, 5 s ON / 10 s OFF	

General	
Switching frequency	approx. 70 – 110 kHz
Insulation voltage input/output	AC 3.0 kV _{eff}
Insulation voltage input / ground	AC 2.0 kV _{eff}
Insulation voltage output / ground	AC 1.0 kV _{eff}
Insulation resistance at DC 500 V	– MΩ
Operation temperature range	-20 °C – 60 °C (derating)
Derating	>50 °C: -15 W / °C, UL 508: >45 °C: -15 W / °C
Storage temperature range	-25 °C – 85 °C
M.T.B.F.	>500000 h to SN29500 / >150000 h to MIL standard HDBK 217F
Relative humidity	20–90% RH, non-condensing
Dimensions (w × h × d) in mm	81.0 × 127.0 × 146.0
Cooling	Natural air cooling, forced cooling >50°C, 50 mm distance above/below
Housing material	Aluminium
Field installation	rail TS 35 (EN 50022)
Application height	– m
Installation position	vertical
Protection class	IP 20 (IEC529, EN60529)
IP rating	I (SELV, PELV)
Overvoltage category	II
Pollution degree	2
Weight (kg/piece)	1.200
Termination	Screw terminal: 0.2–10.0 mm ² , max. 0.62 Nm
Approvals	UL, cUL: UL 508, IEC 950, EN 60950 CE: EN 61000-4-2/3/4/5/6/11, EN 61000-6-2, EN 601000-6-4, EN 50178, EN 61558, EN 50081-1, EN 50082-2, EN 55022 Class B

Monitoring	
DC ON Control (Rdy)	Normally open
Switching voltage	AC 300 V / DC 150 V
Switching current	AC/DC 1 A
Switching capacity	300 VA / 30 W
Insulation voltage	AC 500 V