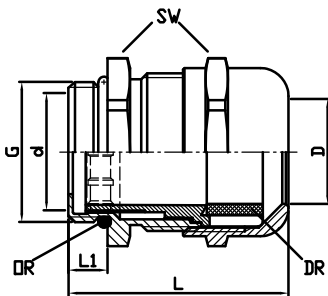


Cable fittings and accessories

Metal fitting with shield termination TOP-T-S-EMV1



Properties

- Cable fitting with hexagon base
- Strain relief
- Gasket
- O-Ring and EMC compliant shield termination
- Simple installation - the shield braiding with plastic insert is pressed against fitting base

Technical data

Protection class IP 68 to 5 bar

Design

- Material Brass nickel-plated
- Gasket Neoprene
- O-ring (OR) Perbunan®

Part-No.	Type	G	Clamping range D mm	SW mm	L 1 mm	d mm	weight approx. kg/100 piece	PU piece
TOP-T-S-EMV1 metric								
600170	TOP-T-S-EMV1 M 12x1,5	M 12x1.5	3.0 – 6.5	14	5.0	5.2	1.21	100
600171	TOP-T-S-EMV1 M 16x1,5	M 16x1.5	5.5 – 10.0	17	5.5	8.2	1.67	100
600172	TOP-T-S-EMV1 M 20x1,5	M 20x1.5	8.0 – 13.0	22	6.0	11.5	2.88	100
600173	TOP-T-S-EMV1 M 25x1,5	M 25x1.5	11.0 – 18.0	30	7.0	15.2	6.03	25
600174	TOP-T-S-EMV1 M 32x1,5	M 32x1.5	15.0 – 21.0	34	8.0	18.0	7.86	25
600175	TOP-T-S-EMV1 M 40x1,5	M 40x1.5	19.0 – 27.0	44	8.0	23.0	17.57	10
600176	TOP-T-S-EMV1 M 50x1,5	M 50x1.5	26.0 – 35.0	55	9.0	31.0	28.82	5
600177	TOP-T-S-EMV1 M 63x1,5	M 63x1.5	39.0 – 48.0	66	10.0	31.0	35.88	5
TOP-T-S-EMV1 PG								
600520	TOP-T-S-EMV1 PG 7	PG 7	3.0 – 6.5	14	5.0	5.0	1.20	100
600521	TOP-T-S-EMV1 PG 9	PG 9	5.5 – 10.0	17	6.0	7.5	1.70	100
600522	TOP-T-S-EMV1 PG 11	PG 11	5.5 – 10.0	20	6.0	9.5	3.37	50
600523	TOP-T-S-EMV1 PG 13,5	PG 13.5	8.0 – 13.0	22	6.5	11.5	3.52	50
600524	TOP-T-S-EMV1 PG 16	PG 16	8.0 – 14.0	24	6.5	12.0	3.64	50
600525	TOP-T-S-EMV1 PG 21	PG 21	11.0 – 18.0	30	7.0	17.5	7.10	25
600526	TOP-T-S-EMV1 PG 29	PG 29	19.0 – 27.0	40	8.0	25.0	12.20	25
600527	TOP-T-S-EMV1 PG 36	PG 36	24.0 – 32.0	50	9.0	31.5	15.10	10
600528	TOP-T-S-EMV1 PG 42	PG 42	30.0 – 38.0	57	10.0	37.5	21.10	5
600529	TOP-T-S-EMV1 PG 48	PG 48	34.0 – 44.0	64	10.0	43.5	30.00	5

Cable fittings and accessories

Metal fitting with shield termination TOP-T-S-EMV2



Properties

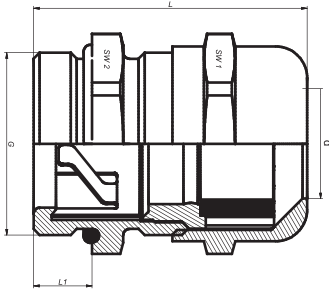
- Cable fitting with hexagon base
- Strain relief
- Gasket
- O-Ring and EMC compliant shield termination
- Simple mounting, where by 4 contact strips are used to connect the braided shield to the fitting enclosure

Technical data

Protection class IP 68 to 5 bar

Design

- Material Brass nickel-plated
- Gasket Neoprene
- O-ring (OR) Perbunan®



Part-No.	Type	G	Clamping range D mm	SW 1 = across flats mm	SW 2 = across flats mm	L 1 mm	L mm	d mm	weight approx. kg/100 piece	PU piece
TOP-T-S-EMV2 metric										
600370	TOP-T-S-EMV2 M 12x1,5	M 12x1.5	3.0 – 6.5	14	14	6.0	27.5	6.5	1.21	50
600371	TOP-T-S-EMV2 M 16x1,5	M 16x1.5	4.0 – 8.0	17	18	7.0	30.0	8.0	1.67	50
600372	TOP-T-S-EMV2 M 20x1,5	M 20x1.5	6.0 – 12.0	22	22	8.0	32.3	12.0	2.88	50
600373	TOP-T-S-EMV2 M 25x1,5	M 25x1.5	10.0 – 14.0	24	27	8.0	35.6	14.0	6.03	25
600374	TOP-T-S-EMV2 M 32x1,5	M 32x1.5	13.0 – 18.0	30	34	9.0	40.2	18.0	7.86	25
600375	TOP-T-S-EMV2 M 40x1,5	M 40x1.5	18.0 – 25.0	40	43	9.0	47.5	25.0	17.57	20
600376	TOP-T-S-EMV2 M 50x1,5	M 50x1.5	22.0 – 32.0	50	55	9.0	56.3	32.0	28.82	15
600377	TOP-T-S-EMV2 M 63x1,5	M 63x1.5	34.0 – 44.0	64	68	14.0	64.3	44.0	35.88	12

Cable fittings and accessories

Metal accessory Locknut GMS

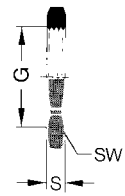


Properties

- Counter nut according to DIN 46320, hexagonal

Design

- Material Brass nickel-plated



Part-No.	Type	G	SW mm	S mm	weight approx. kg/100 piece	PU piece
GMS metric						
600368	GMS M 12 × 1.5	M 12×1.5	15	2.8	0.22	100
600361	GMS M 16 × 1.5	M 16×1.5	19	2.8	0.30	100
600362	GMS M 20 × 1.5	M 20×1.5	24	3.0	0.48	100
600363	GMS M 25 × 1.5	M 25×1.5	30	3.5	0.90	100
600364	GMS M 32 × 1.5	M 32×1.5	36	4.0	1.08	100
600365	GMS M 40 × 1.5	M 40×1.5	46	5.0	2.40	50
600366	GMS M 50 × 1.5	M 50×1.5	60	5.0	3.25	25
600367	GMS M 63 × 1.5	M 60×1.5	70	6.0	4.62	25
GMS PG						
600420	GMS PG 7	PG 7	15	2.8	0.18	100
600421	GMS PG 9	PG 9	18	2.8	0.23	100
600422	GMS PG 11	PG 11	21	3.0	0.30	100
600423	GMS PG 13.5	PG 13.5	23	3.0	0.36	100
600424	GMS PG 16	PG 16	26	3.0	0.50	100
600425	GMS PG 21	PG 21	32	3.5	0.79	100
600426	GMS PG 29	PG 29	41	4.0	1.30	50
600427	GMS PG 36	PG 36	51	5.0	2.10	50
600428	GMS PG 42	PG 42	60	5.0	3.45	25
600429	GMS PG 48	PG 48	64	5.5	3.50	25

Cable fittings and accessories

Metal accessory Locknut GMS EMC

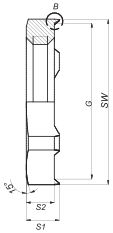


Properties

- Hexagonal nut for potential equalisation
- With cutting edges for cutting through layers of paint or power coating for optimal contact

Design

- Material Brass nickel-plated



Part-No.	Type	G	SW mm	S1 mm	S2 mm	weight approx. kg/100 piece	PU piece
GMS EMV metric							
600460	GMS EMV M 12 × 1.5	M 12×1.5	15	3.3	2.8	0.26	50
600461	GMS EMV M 16 × 1.5	M 16×1.5	19	3.5	3.0	0.37	50
600462	GMS EMV M 20 × 1.5	M 20×1.5	24	3.5	3.0	0.65	50
600463	GMS EMV M 25 × 1.5	M 25×1.5	30	3.5	3.0	1.06	25
600464	GMS EMV M 32 × 1.5	M 32×1.5	36	4.0	3.5	1.35	25
600465	GMS EMV M 40 × 1.5	M 40×1.5	46	4.6	4.0	2.85	20
600466	GMS EMV M 50 × 1.5	M 50×1.5	60	5.6	5.0	5.46	15
600467	GMS EMV M 63 × 1.5	M 63×1.5	70	6.7	6.0	5.92	12
GMS EMV PG							
600530	GMS EMV PG 7	PG 7	15	3.3	2.8	0.25	50
600531	GMS EMV PG 9	PG 9	18	3.3	2.8	0.33	50
600532	GMS EMV PG 11	PG 11	21	3.5	3.0	0.38	50
600533	GMS EMV PG 13.5	PG 13.5	23	3.5	3.0	0.45	50
600534	GMS EMV PG 16	PG 16	26	3.5	3.0	0.63	25
600535	GMS EMV PG 21	PG 21	32	4.0	3.5	0.98	25
600536	GMS EMV PG 29	PG 29	41	4.6	4.0	1.58	20
600537	GMS EMV PG 36	PG 36	51	5.6	5.0	2.58	15
600538	GMS EMV PG 42	PG 42	60	5.6	5.0	3.12	12
600539	GMS EMC PG 48	PG 48	64	6.1	5.5	3.74	12