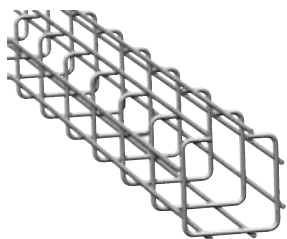
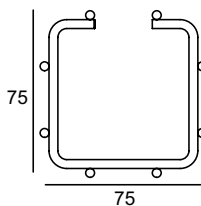



For use where mounting with long support distances (up to 4 metres) are needed.



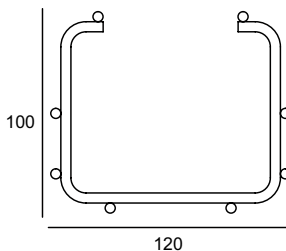
Wire Ø 4 mm




C-Wire tray 75x75



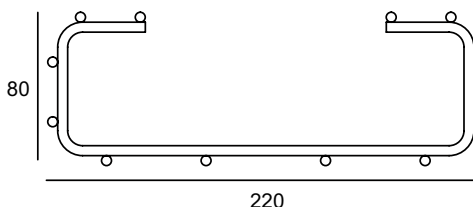
Wire Ø 5 mm



C-Wire tray 120x100




Wire Ø 5 mm



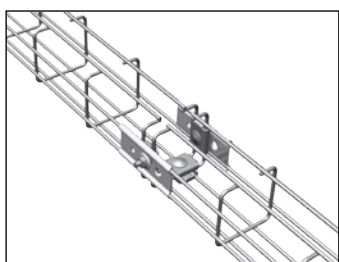
C-Wire tray 220x80

	Dim. mm	Electro-galv. Part. No	Weight kg	Hot dip galv. Part. No	Weight kg	Stainl. steel AISI316L Part. No	Weight kg
C-Wire tray 75x75	2500x75x75	11 491 32	2,58	11 492 32	2,78	11 493 32	2,53
C-Wire tray 120x100	2500x120x100	11 491 33	4,37	11 492 33	4,72	11 493 33	4,29
C-Wire tray 220x80	2500x220x80	11 491 34	6,34	11 492 34	6,85	11 493 34	6,23

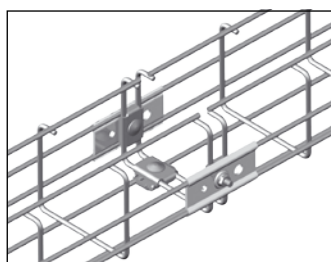
Use and installation



Joining of two C-Wire trays 220x80.

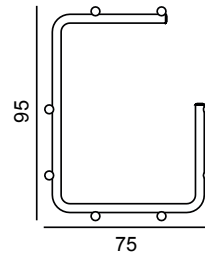



Joining of two C-Wire trays 75x75.

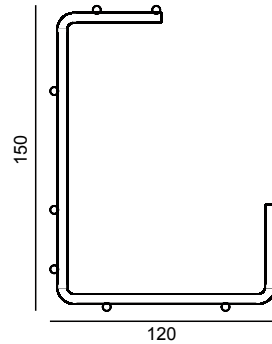
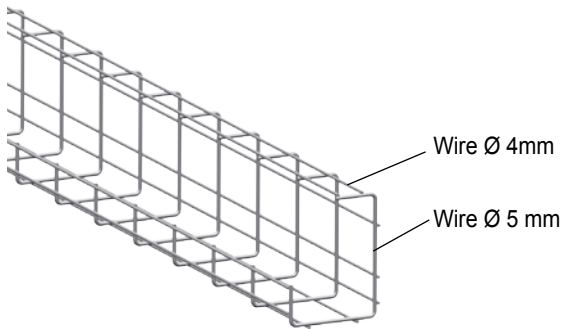


Joining of two C-Wire trays 120x100.

For installation in ceilings, onto walls, under desks and mounting on cable ladders.



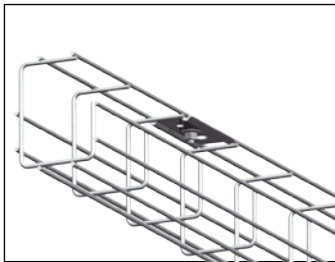
G-Wire tray 75x95



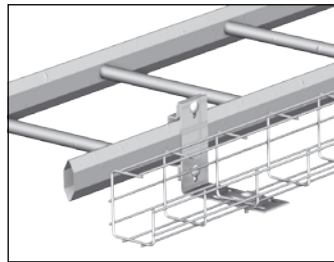
G-Wire tray 120x150

	Dim. mm	Electro-galv. Part No	Weight kg	Hot dip galv. Part No	Weight kg	Stainl. steel AISI316L Part No	Weight kg
G-Wire tray 75x95	2500x75x95	11 491 38	2,56	11 492 38	2,88	11 493 38	2,60
G-Wire tray 120x150	2500x120x150	11 491 39	3,56	11 492 39	3,92	11 493 39	3,50

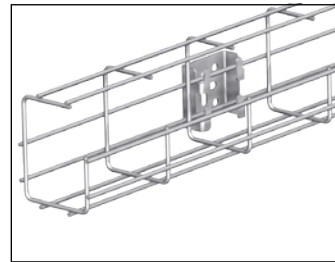
Use and installation



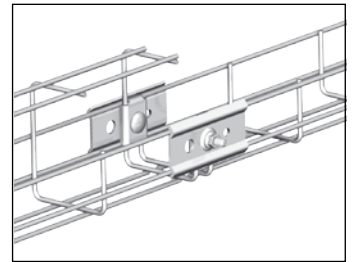
For mounting in ceilings, under desks etc. Fitting B1 is used.



G-Wire tray mounted on cable ladder, Combi fitting B21 90° is used.



Bracket B4 can also be used for mounting onto floor, wall or ceiling.



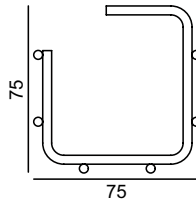
Fittings B1 and B2 are used for joining the wire trays.

For environments where regular and thorough cleaning is required.



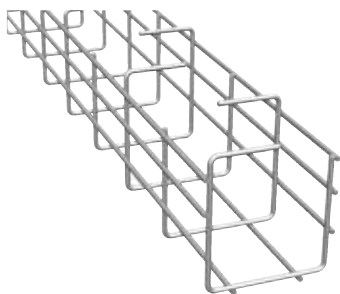
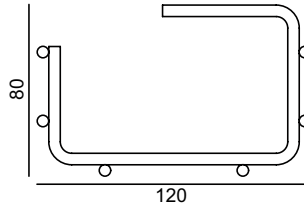
Z-Wire tray 75x75

Wire Ø 5 mm



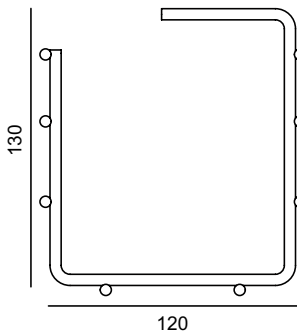
Z-Wire tray 120x80

Wire Ø 5 mm



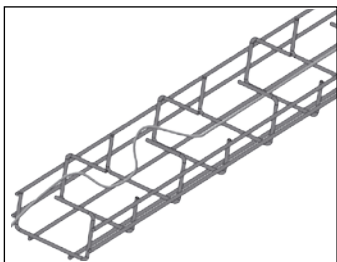
Z-Wire tray 120x130

Wire Ø 5 mm

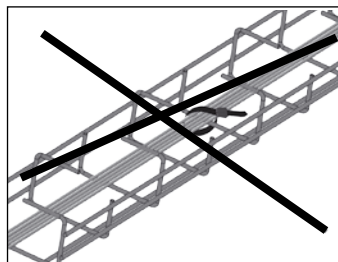


	Dim. mm	Stainl. steel AISI316L Part No	Weight kg
Z-Wire tray 75x75	2500x75x75	11 493 40	2,01
Z-Wire tray 120x80	2500x120x80	11 493 41	3,51
Z-Wire tray 120x130	2500x120x130	11 493 42	4,69

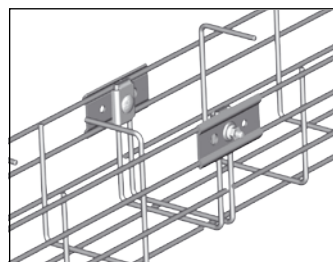
Use and installation



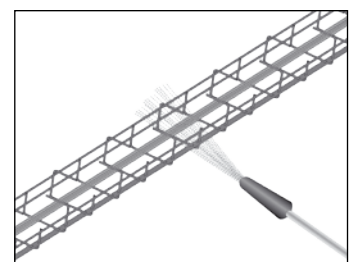
The cable is routed in a zigzag pattern inside the Z-Wire tray.



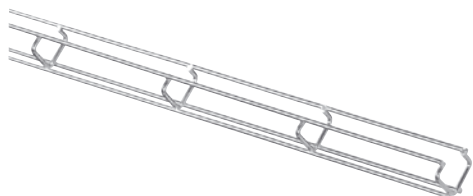
No cable ties are needed, not even in vertically mounted trays.



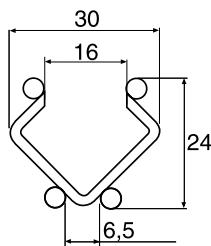
Fittings B1 and B2 are used for joining of Z-Wire trays.



The non-bundled cables will stay in place during cleaning.

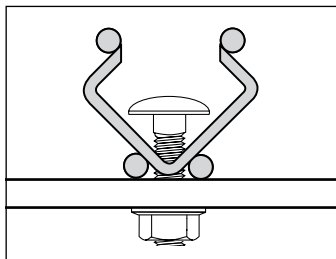


Wire Ø 3 mm

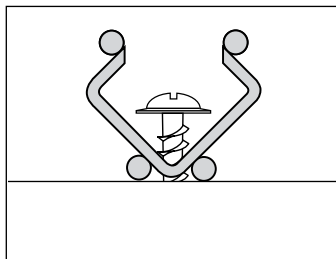


	Length mm	Electro-galv. Part No	Weight kg	Hot dip galv. Part No	Weight kg	Stainl. steel AISI316L Part No	Weight kg
Mini Mesh B30-D	2000	11 491 12	0,50	11 492 12	0,55	11 493 12	0,52


Use and installation



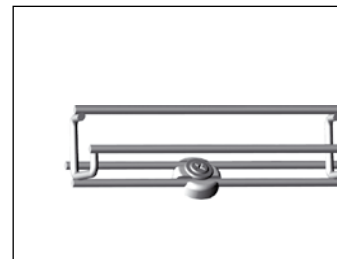
Can be mounted with Bolt and Nut B13.



Can be mounted with suitable screw for wood, concrete etc.




Two Mini Mesh B30-D joined with Mounting coupler B20.

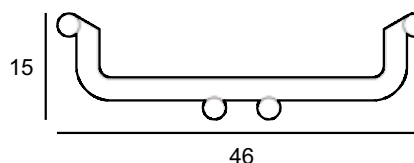


B30-D mounted onto Mounting spacer B22.

Mini Mesh B30-U



Wire Ø 3 mm

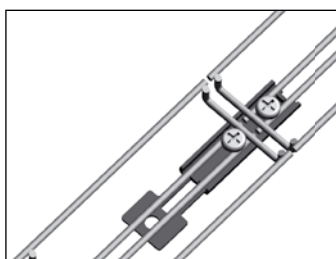


	Length mm	Electro-galv. Part No	Weight kg	Hot dip galv. Part No	Weight kg	Stainl. steel AISI316L Part No	Weight kg
Mini Mesh B30-U	2000	11 491 25	0,50	11 492 25	0,55	11 493 25	0,52


Use and installation



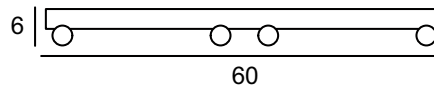
B30-U mounted onto Mounting spacer B22.



Two Mini Mesh B30-U joined with Mounting coupler B20.




Wire Ø 3 mm



	Length mm	Electro-galv. Part No	Weight kg	Hot dip galv. Part No	Weight kg	Stainl. steel AISI316L Part No	Weight kg
Mini Mesh B30-I	2000	11 491 11	0,50	11 492 11	0,55	11 493 11	0,52

Use and installation



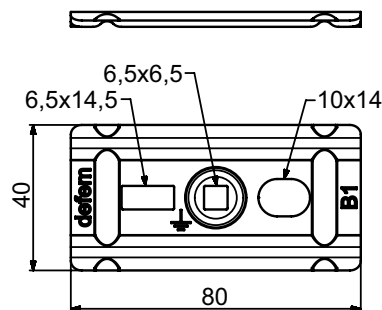
B30-I mounted onto Mounting spacer B22.



B30-I mounted onto cable ladder.

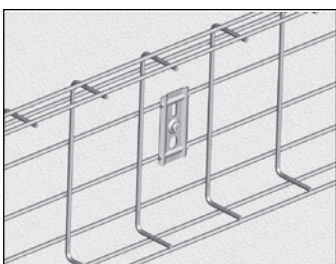
Fitting B1

Delivered without bolt and nut.

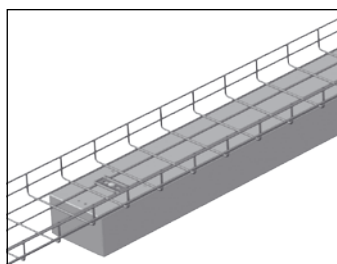


	Electro-galv. Part No	Weight kg	Hot dip galv. Part No	Weight kg	Stainl. steel AISI316L Part No	Weight kg
Fitting B1	11 491 54	0,06	11 492 54	0,07	11 493 54	0,06

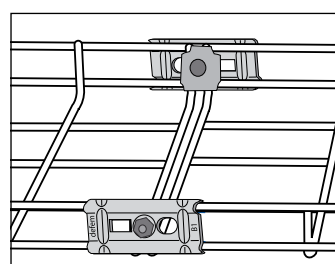
Use and installation



Fitting B1 can be used as a wall bracket.



Fitting B1 can be mounted over the centre wires as carrier of lighting fittings.



Wire tray 53 to 220 is joined with:
2 pcs of Fitting B1
2 pcs of Fitting B2
2 pcs of Bolt and Nut B13